

2025 FOSTER CARER SNAPSHOT REPORT

Foster Care Association of Victoria

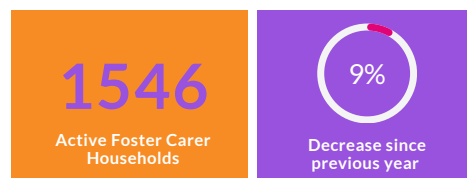


This report is a snapshot in time of foster carer household numbers across Victoria, compiled from all Community Service Organisations and Aboriginal Community Controlled Organisations reported data in March 2025. The annual snapshot helps FCAV and sector partners monitor trends in carer retention, recruitment, and informs future advocacy and support planning.

FOSTER CARER TRENDS

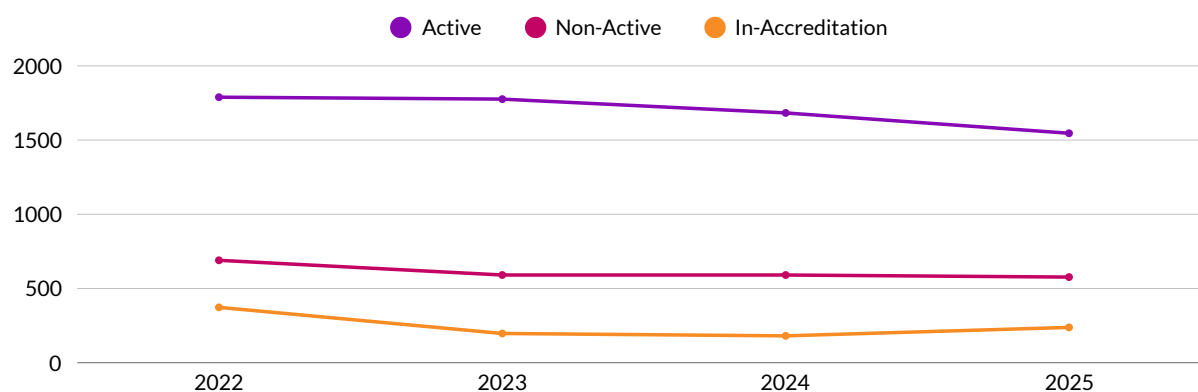
As at March 2025, Victoria's foster care system includes:

- 1,546 Active Foster Carer Households
- 577 Non-Active Carer Households
- 238 Carers going through the Accreditation Process




From 2022 to 2025 there has been a gradual decline in active carer households, with a 9% decrease (totalling 137 carer households) last year alone.

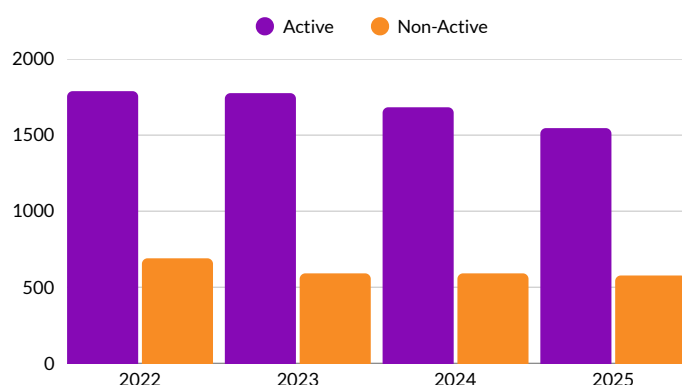
Graph 1 - Yearly trends of foster carer households from 2022 to 2025.



The number of non-active carers has seen a steady increase year after year. While the number of individuals going through the accreditation process had been slowly declining, this year there was a sizeable increase in those going through the accreditation process.



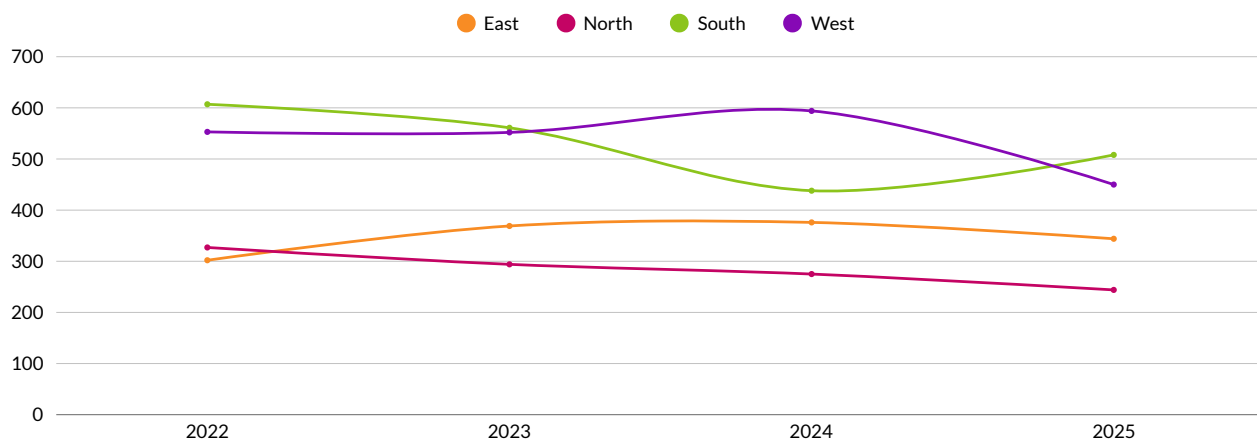
Graph 2 - Active vs Non-Active Carer Households from 2022 to 2025.



The combined number of active and non-active carer households in Victoria has declined by 15% over the last four years - from 2,479 in 2022 to 2,123 in 2025. This represents a loss of 356 households since 2022, with the steepest drop in active carer households - down by over 250 in just two years. This reinforces the urgent need to retain and re-engage existing carers, as Victoria continues to have fewer carer households available to meet the increasing placement needs.

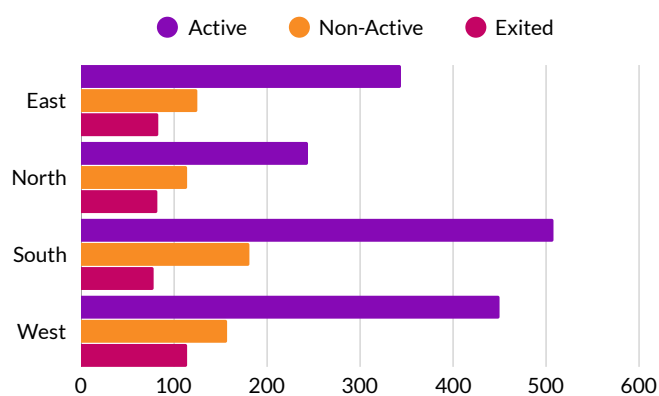


Graph 3 - Active Households by DFFH Divisions from 2022 to 2025.

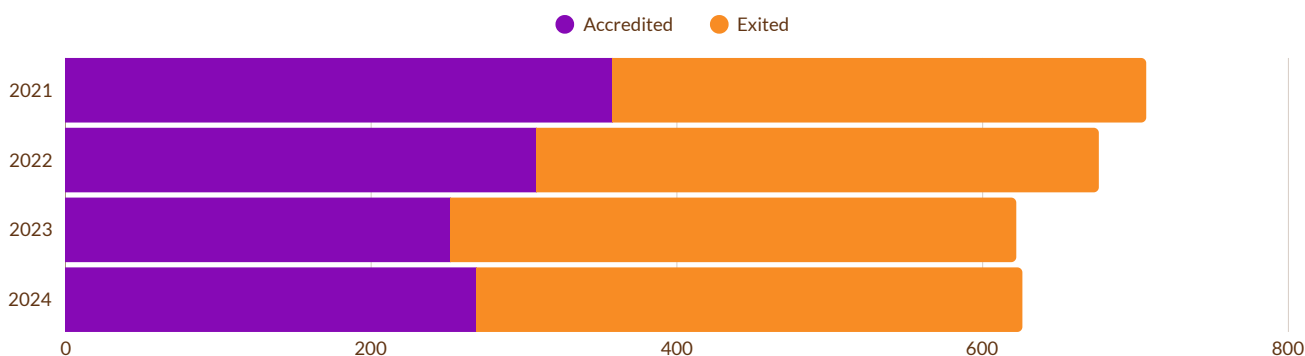


Examining the data by DFFH Divisions we see that the number of active carer households in the East and North Divisions have been comparable throughout the past four years. The South Division saw a significant decrease in active carer households in 2024 but then bounced back this year with a 16% increase. The West Division maintained relatively stable numbers of active carer households from 2022 to 2024 but there was a notable decline this year with a drop of nearly 26%.

Graph 4 - Active status vs Exited carer households by DFFH Division 2025



Graph 5 - Accredited vs Exited Carer Households from 2021 to 2024.



Between 2021 and 2024, a total number of 1,444 carer households exited the sector, while 1,187 new carer households were accredited. This represents a net loss of 257 carer households over four years. With a net loss of 88 carer households in the reporting period, carer retention continues to be a critical pressure point. The foster carer system is experiencing a consistent reduction in carer household capacity which impacts placement availability and stability for children and young people. While last year's exits outpaced newly accredited carers, the slight increase in both accredited households (17) and fewer exits (13) is a promising trend.