



## Foster Carer Snapshot March 2020

### Trends 2010 to 2020

The Foster Care Association of Victoria conducts an annual review of the state of foster care in Victoria. Community Service Organisations (CSOs) including Aboriginal Community Controlled Organisations (ACCOs) provide the data based on the carer households affiliated with each of its offices. Typically data is collected within a two week timeframe in March.

Our March 2020 Carer Snapshot data shows an increase of 23 active carer households since March 2019 (Table 1). The 2019 totals indicated 415 newly accredited households and 311 exited carer households, thus a net gain of 104 carer households from Jan-Dec 2019 (See Page 4).

With the ever increasing need for more foster carers across Victoria this slight increase does not meet the demand. Despite this, the higher numbers of carers starting the accreditation process is promising.

#### Carer Snapshot Definitions:

Active carer households - has a current placement or is available for a placement referral.

Non-Active carer households - on 'hold' or on a break.

In accreditation process – started the accreditation training.

As at March in each year	Active	Non-Active	Active + Non-Active	In Accreditation
2020	1,885	489	2,374	418
2019	1,862	504	2,366	365
2018	1,808	510	2,318	357
2017	1,953	465	2,418	362
2016	1,858	485	2,343	303
2015	1,800	427	2,227	370
2014	1,702	428	2,130	281
2013	1,546	302	1,848	428
2012	1,541	366	1,907	281
2011	1,552	413	1,965	202
2010	1,505	488	1,993	269

Table 1. Number of active, non-active and in accreditation carer households from 2010 - 2020.

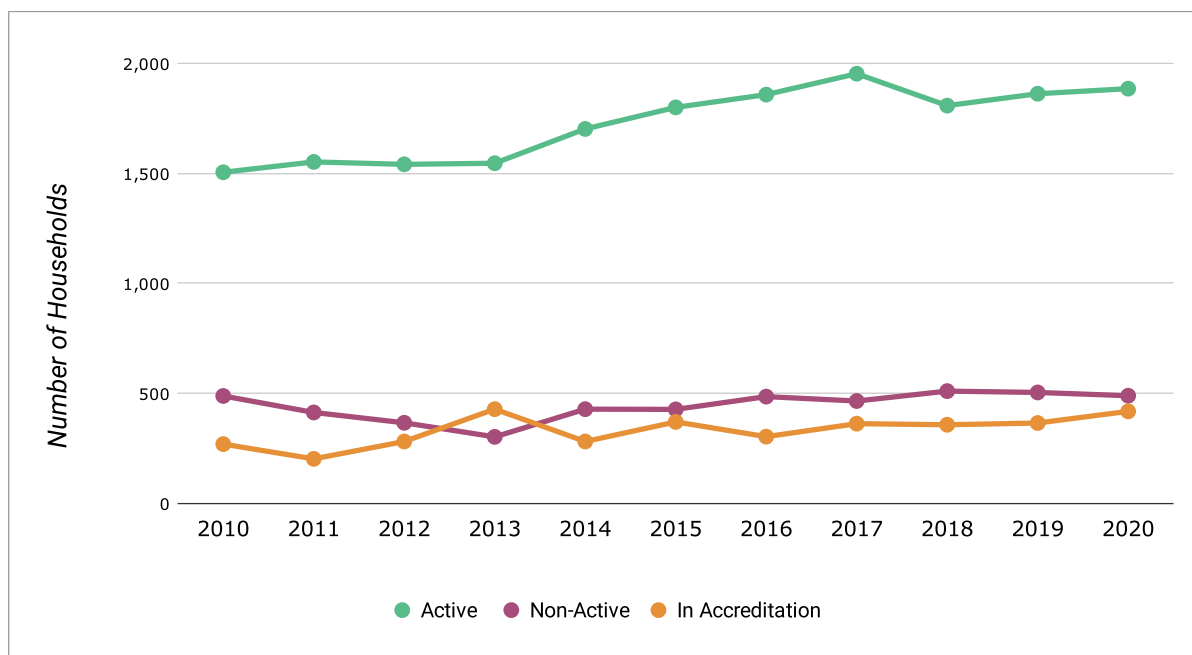


Chart 1. Yearly trends of active, non-active and in accreditation carer households from 2010-2020.



## Foster Carer Snapshot March 2020

### Active Carer Households by Community Service Organisations (CSO) in Each DHHS Division & Area

FCAV conducts an annual review of the state of foster care in Victoria.

Community Service Organisations provide the data based on the CSO office that is linked to the carer household.

Note: Active carer household placements may differ from previous years due to reallocation to different or new CSO localities.

Typically data is provided within a two-week timeframe in March.

Table 2. Active carer households in each DHHS Division and Area as at March 2020 (CSO offices identified in each area).

<b>NORTH</b>	<b>Active Carers</b>	<b>SOUTH</b>	<b>Active Carers</b>	<b>EAST</b>	<b>Active Carers</b>	<b>WEST</b>	<b>Active Carers</b>
<b>Hume Moreland</b>		<b>Bayside Peninsula</b>		<b>Goulburn</b>		<b>Barwon</b>	
Anglicare		Key Assets		Berry Street		Barwon Child, Youth & Family Services	
<b>Total</b>	<b>58</b>	OzChild		Rumbalara Aboriginal Co-Op		MacKillop Family Services	
		<b>Total</b>	<b>115</b>	<b>Total</b>	<b>48</b>	<b>Total</b>	<b>123</b>
<b>Loddon</b>		<b>Inner Gippsland</b>		<b>Inner Eastern Melbourne</b>		<b>Brimbank Melton</b>	
Anglicare		Anglicare		Key Assets		Life Without Barriers	
MacKillop Family Services		Berry Street		MacKillop Family Services		OzChild	
<b>Total</b>	<b>77</b>	<b>Total</b>	<b>138</b>	<b>Total</b>	<b>56</b>	<b>Total</b>	<b>69</b>
<b>Mallee</b>		<b>Outer Gippsland</b>		<b>Outer Eastern Melbourne</b>		<b>Central Highlands</b>	
Mallee Accommodation and Support Program		Gippsland and East Gippsland Aboriginal Co-op		Anchor Foster Care		Berry Street	
Mallee District Aboriginal Services		Uniting		Anglicare		Child and Family Services	
Mallee Family Care		<b>Total</b>	<b>61</b>	Victorian Aboriginal Child Care Agency		<b>Total</b>	<b>99</b>
<b>Total</b>	<b>57</b>	<b>Southern Melbourne</b>		<b>Total</b>	<b>201</b>	<b>Western District</b>	
		Anglicare		<b>Ovens Murray</b>		Brophy Family and Youth Services	
<b>North Eastern Melbourne</b>		Berry Street		Upper Murray Family Care		MacKillop Family Services	
Anglicare		Life Without Barriers		<b>Total</b>	<b>65</b>	Uniting	
Berry Street		MacKillop Family Services		<b>Total EAST Division</b>	<b>370</b>	<b>Total</b>	<b>138</b>
MacKillop Family Services		OzChild					
Victorian Aboriginal Child Care Agency		Uniting					
<b>Total</b>	<b>171</b>	<b>Total</b>	<b>276</b>				
<b>Total NORTH Division</b>	<b>363</b>	<b>Total SOUTH Division</b>	<b>590</b>			<b>Western Melbourne</b>	
						Anglicare	
						Baptcare	
						MacKillop Family Services	
						Uniting	
						Victorian Aboriginal Child Care Agency	
						<b>Total</b>	<b>133</b>
						<b>Total WEST Division</b>	<b>463</b>
						<b>Total Across All Divisions</b>	<b>1885</b>



## Foster Carer Snapshot March 2020

### Active, Non-Active and In Accreditation Carer Households By DHHS Divisions & Areas

#### Carer Snapshot Definitions:

Active carer households - has a current placement or is available for a placement referral.

Non-Active carer households - on 'hold' or on a break.

In accreditation process – started the accreditation training.

**Table 3.** Active, non-active and in accreditation carer households by DHHS division.

DHHS Division	Active	Non-Active	In Accreditation
North	363	85	153
South	590	109	113
East	370	150	43
West	562	145	109
<b>Total across all DHHS Divisions</b>	<b>1885</b>	<b>489</b>	<b>418</b>

**Table 4.** Active, non-active and in accreditation carer households by DHHS division and area.

Division & Area Segmentation							
North				South			
	Active	Non-Active	In Accreditation		Active	Non-Active	In Accreditation
Mallee	57	11	23	Outer Gippsland	61	3	7
Loddon	77	15	14	Inner Gippsland	138	24	20
Hume Moreland	58	24	10	Southern Melbourne	276	62	80
North Eastern Melbourne	171	35	106	Bayside Peninsula	115	20	6
<b>Total: North Division</b>	<b>363</b>	<b>85</b>	<b>153</b>	<b>Total: South Division</b>	<b>590</b>	<b>109</b>	<b>113</b>
East				West			
	Active	Non-Active	In Accreditation		Active	Non-Active	In Accreditation
Ovens Murray	65	15	11	Western District	138	36	13
Goulburn	48	13	5	Barwon	123	55	31
Outer Eastern Melbourne	201	109	23	Central Highlands	99	20	13
Inner Eastern Melbourne	56	13	4	Western Melbourne	133	29	46
<b>Total: East Division</b>	<b>370</b>	<b>150</b>	<b>43</b>	Brimbank Melton	69	5	6
				<b>Total: West Division</b>	<b>562</b>	<b>145</b>	<b>109</b>

## 2019 Total Newly Accredited and Exited Carer Households

In addition to our Carer Snapshot data we asked CSO's to provide the number of households they accredited and exited over the whole of 2019. This data indicates 415 newly accredited households and 311 exited households, hence a net gain of 104 carer households across the state.

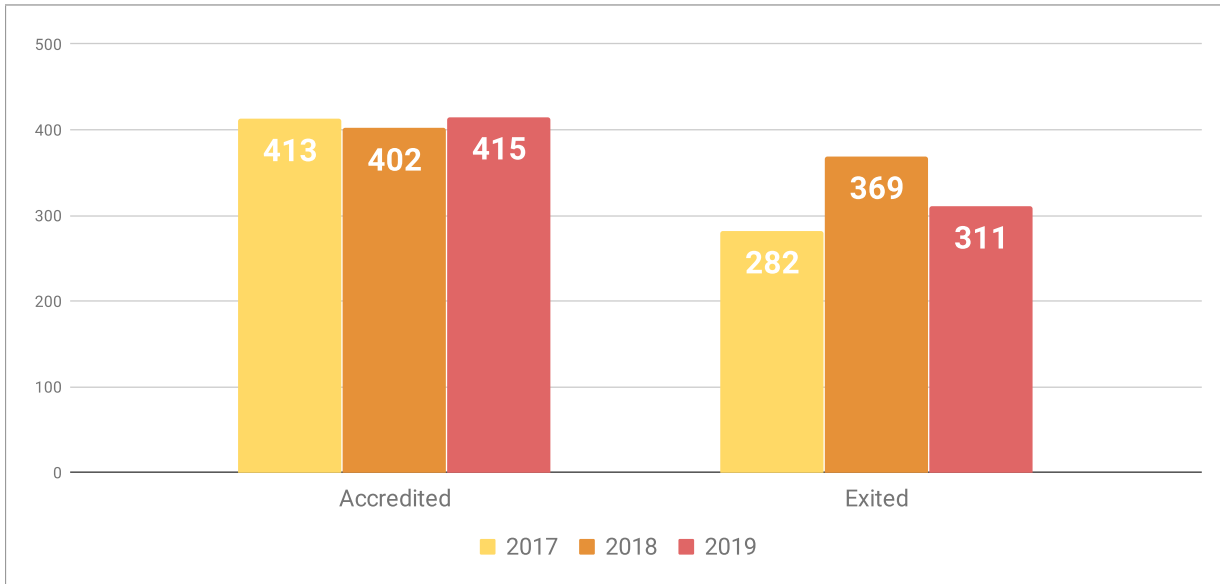


Chart 2. 2017 - 2019 total newly accredited and exited foster carer households.

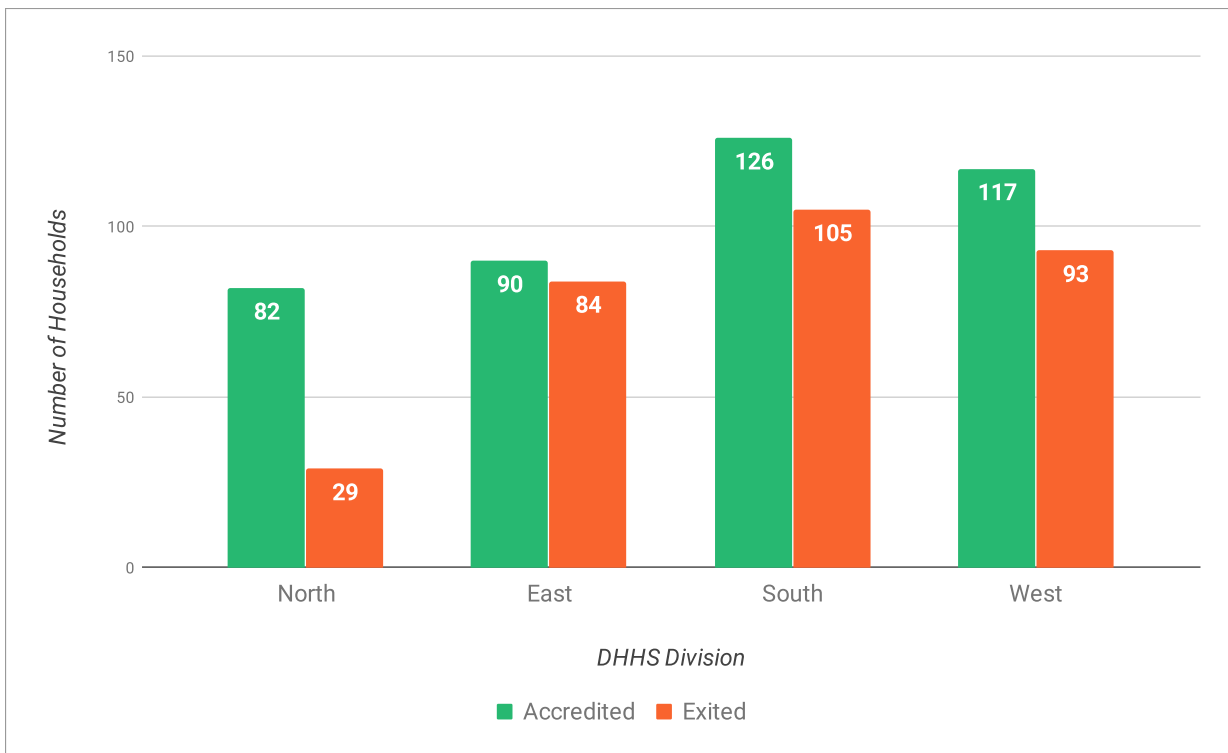


Chart 3. 2019 newly accredited and exited carer households by DHHS division