



Foster Carer Snapshot March 2018

Trends 2010 to 2018

The Foster Care Association of Victoria conducts an annual review of the state of foster care in Victoria. Community Service Organisations (CSO) provide the data based on the CSO office that is affiliated with the carer household.

Typically data is collected within a two week timeframe in March.

Our March 2018 Carer Snapshot data provided by CSO's suggests a lower proportion of carer households in two divisions (North & South) since last year.

For the first time we also collected the total number of newly accredited and exited carer households in 2017 from each CSO. This indicated an overall net gain of 131 Carer Households in 2017 (See Page 4).

Carer Snapshot Definitions:

Active carer households - has a current placement or is available for a placement referral.

Non-Active carer households - on 'hold' or on a break.

In accreditation process – started the accreditation training.

Table 1. Number of active, non-active and in accreditation carer households from 2010-2018.

As at March in each year	Active	Non-Active	Active + Non-Active	In Accreditation
2018	1,808	510	2,318	357
2017	1,953	465	2,418	362
2016	1,858	485	2,343	303
2015	1,800	427	2,227	370
2014	1,702	428	2,130	281
2013	1,546	302	1,848	428
2012	1,541	366	1,907	281
2011	1,552	413	1,965	202
2010	1,505	488	1,993	269

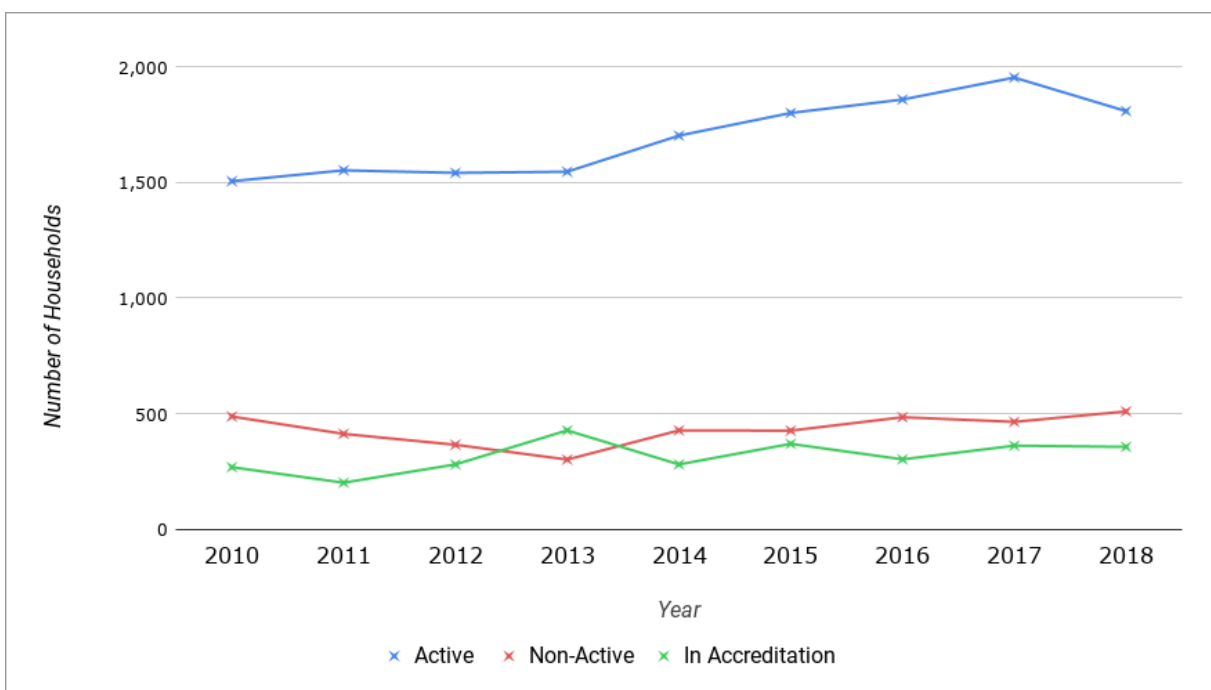


Chart 1. Yearly trends of active, non-active and in accreditation carer households from 2010-2018.



Foster Carer Snapshot March 2018

Active Carer Households by Community Service Organisations (CSO) in Each DHHS Division & Area

Note: Active carer household placements may differ from previous years due to reallocation to different or new CSO localities.

Table 2. Active carer households in each DHHS Division and Area as at March 2018 (CSO offices identified in each area).

North	Active Carers	South	Active Carers	East	Active Carers	West	Active Carers
Hume Moreland		Bayside Peninsula		Goulburn		Barwon	
Anglicare		OzChild		Berry Street		Barwon Child, Youth & Family Services	
Mackillop Family Services		SalvoCare Eastern		Rumbalara Aboriginal Co-Op		Mackillop Family Services	
		Victorian Aboriginal Child Care Agency					
Total	87	Total	114	Total	61	Total	140
Loddon		Inner Gippsland		Inner Eastern Melbourne		Brimbank Melton	
Anglicare		Anglicare		Key Assets		Salvation Army Westcare	
		Berry Street		Mackillop Family Services			
		Quantum Support Services		Victorian Aboriginal Child Care Agency			
		SalvoCare Eastern					
Total	92	Total	128	Total	48	Total	51
Mallee		Outer Gippsland		Outer Eastern Melbourne		Central Highlands	
Mallee Accommodation and Support Program		Gippsland and East Gippsland Aboriginal Co-op		Anchor Foster Care		Berry Street	
Mallee District Aboriginal Services		Uniting Gippsland		Anglicare		Child and Family Services	
Mallee Family Care							
Total	45	Total	48	Total	220	Total	86
North Eastern Melbourne		Southern Melbourne		Ovens Murray		Western District	
Anglicare		Anglicare		Upper Murray Family Care		Brophy Family and Youth Services	
Berry Street		Berry Street				Mackillop Family Services	
Victorian Aboriginal Child Care Agency		Life Without Barriers				Uniting Wimmera	
		Mackillop Family Services					
		OzChild					
		Uniting Wesley					
Total	145	Total	211	Total	71	Total	129
Total NORTH Division	369	Total SOUTH Division	501	Total EAST Division	400	Western Melbourne	
						Anglicare	
						Baptcare	
						Mackillop Family Services	
						Uniting Wyndham	
						Victorian Aboriginal Child Care Agency	
						Total	132
						Total WEST Division	538
		Total Across All Divisions	1808				



Foster Carer Snapshot March 2018

Active, Non-Active and In Accreditation Carer Households By DHHS Divisions & Areas

Carer Snapshot Definitions:

Active carer households - has a current placement or is available for a placement referral.

Non-Active carer households - on 'hold' or on a break.

In accreditation process – started the accreditation training.

Table 3. Active, non-active and in accreditation carer households by DHHS division.

DHHS Division	Active	Non-Active	In Accreditation
North	369	85	85
South	501	177	72
East	400	134	98
West	538	114	102
Total across all DHHS Divisions	1808	510	357

Table 4. Active, non-active and in accreditation carer households by DHHS division and area.

Division & Area Segmentation							
North				South			
	Active	Non-Active	In Accreditation		Active	Non-Active	In Accreditation
Mallee	45	4	15	Outer Gippsland	48	17	3
Loddon	92	16	31	Inner Gippsland	128	33	24
Hume Moreland	87	27	27	Southern Melbourne	211	100	29
North Eastern Melbourne	145	38	12	Bayside Peninsula	114	27	16
Total: North Division	369	85	85	Total: South Division	501	177	72
East				West			
	Active	Non-Active	In Accreditation		Active	Non-Active	In Accreditation
Ovens Murray	71	48	10	Western District	129	10	16
Goulburn	61	24	15	Barwon	140	36	44
Outer Eastern Melbourne	220	57	52	Central Highlands	86	31	13
Inner Eastern Melbourne	48	5	21	Western Melbourne	132	33	26
Total: East Division	400	134	98	Brimbank Melton	51	4	3
				Total: West Division	538	114	102



Newly Accredited and Exited Carer Households Total 2017

For the first time in addition to our Carer Snapshot data we asked CSO's to provide the number of households they accredited and exited in 2017. This data indicates 413 accredited households and 282 exited households, hence a net gain of 131 carer households across the state.

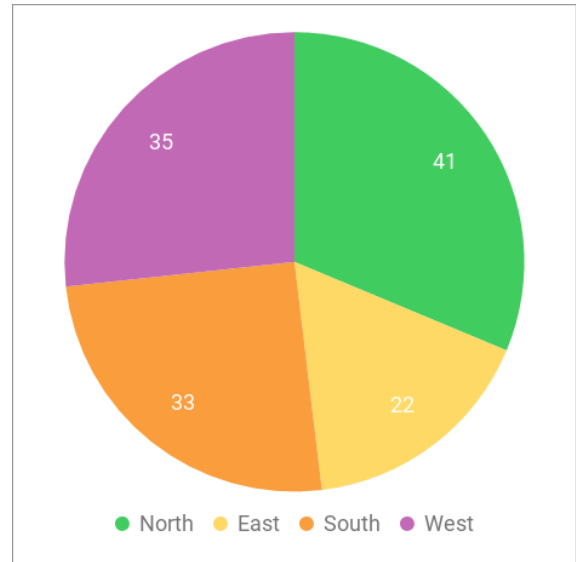
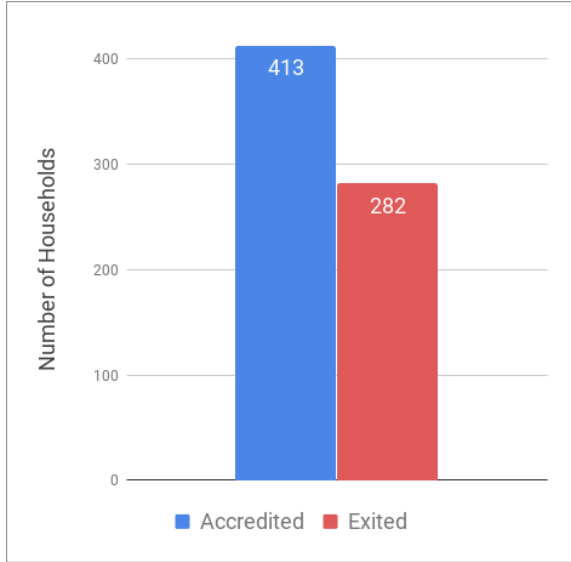


Chart 2. 2017 total newly accredited and exited foster carer households. **Chart 3.** 2017 net accredited carer households by DHHS division.

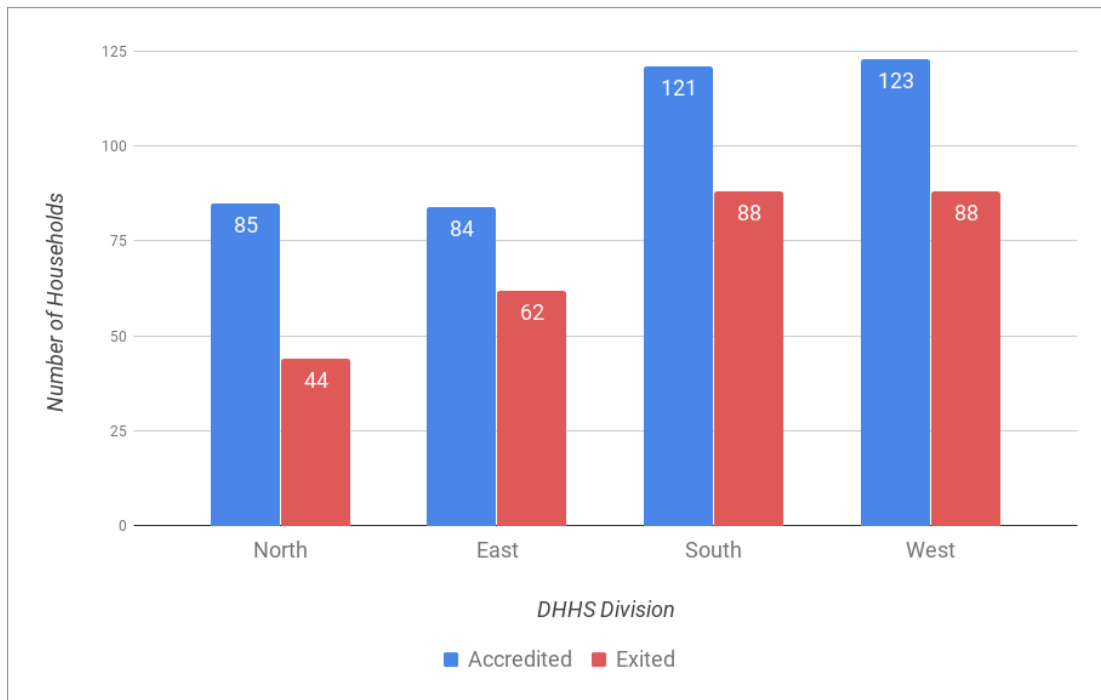


Chart 4. 2017 newly accredited and exited carer households by DHHS division